

1057
RIG COUNT

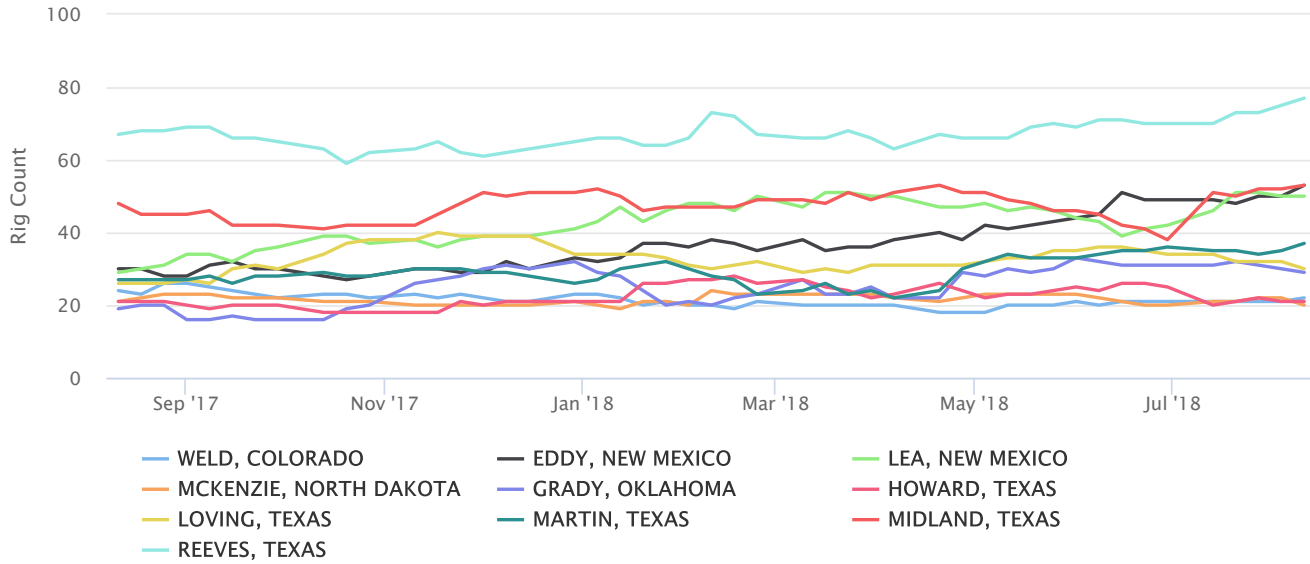
↑ 13
WEEK CHANGE

↑ 108
YEAR CHANGE

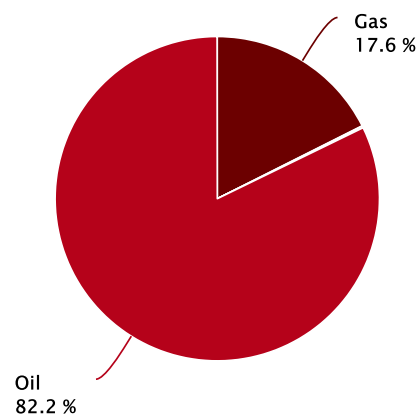
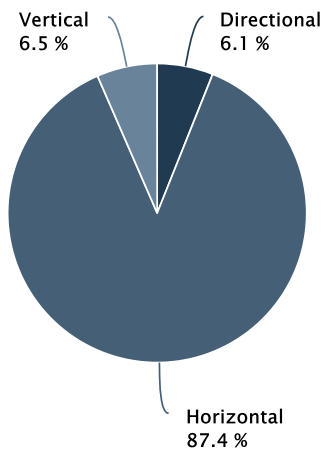
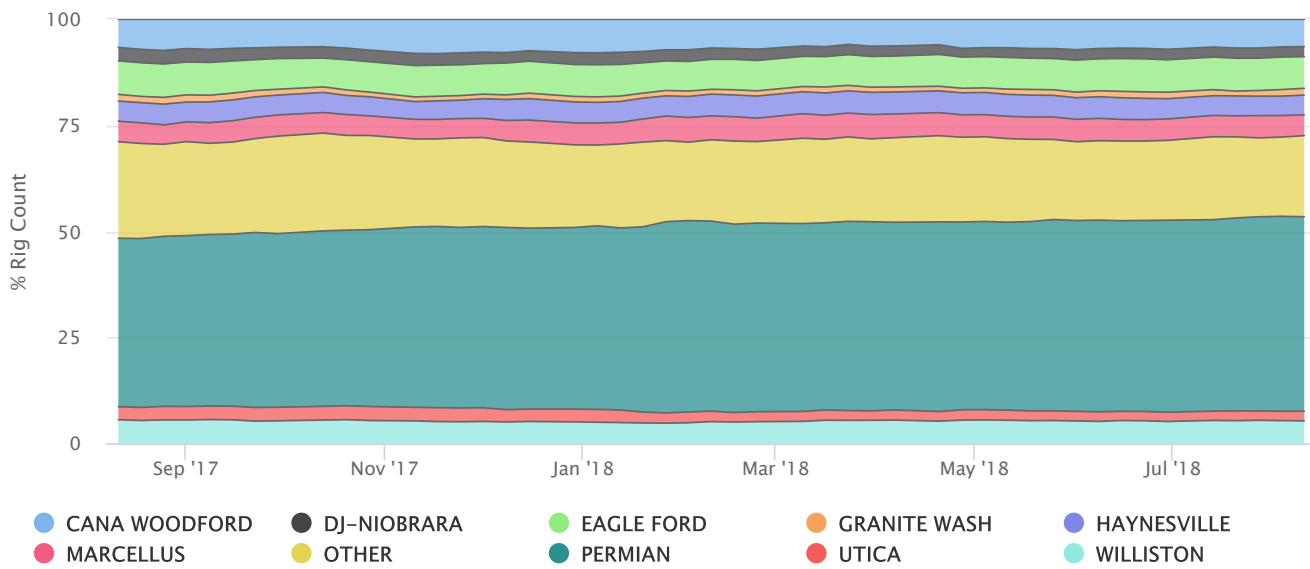
Rig Count | Last 12 Months



Rig Count | Top 10 Counties | Last 12 Months



Rig Count | Top 10 Basins | Last 12 Months



| STATE | CURRENT | +/- | PREVIOUS WEEK | +/- | PREVIOUS YEAR |
|---------------|---------|-----|---------------|-----|---------------|
| ALABAMA | 1 | -1 | 2 | -1 | 2 |
| ALASKA | 7 | 2 | 5 | 1 | 6 |
| ARKANSAS | 0 | 0 | 0 | -1 | 1 |
| ARKANSAS | 0 | -1 | 1 | 0 | 0 |
| CALIFORNIA | 16 | 1 | 15 | 2 | 14 |
| COLORADO | 30 | 0 | 30 | -7 | 37 |
| FLORIDA | 1 | 1 | 0 | 1 | 0 |
| ILLINOIS | 0 | 0 | 0 | -1 | 1 |
| INDIANA | 2 | 0 | 2 | 2 | 0 |
| KANSAS | 0 | -1 | 1 | 0 | 0 |
| KENTUCKY | 0 | 0 | 0 | -2 | 2 |
| LOUISIANA | 59 | 6 | 53 | -7 | 66 |
| MISSISSIPPI | 3 | 0 | 3 | 1 | 2 |
| MONTANA | 0 | 0 | 0 | -1 | 1 |
| NEBRASKA | 1 | 1 | 0 | 1 | 0 |
| NEVADA | 1 | 0 | 1 | 1 | 0 |
| NEW MEXICO | 107 | 5 | 102 | 46 | 61 |
| NORTH DAKOTA | 56 | 0 | 56 | 3 | 53 |
| OHIO | 23 | 1 | 22 | -5 | 28 |
| OKLAHOMA | 139 | 2 | 137 | 7 | 132 |
| PENNSYLVANIA | 39 | -1 | 40 | 5 | 34 |
| TEXAS | 522 | -2 | 524 | 63 | 459 |
| UTAH | 6 | 0 | 6 | -4 | 10 |
| WEST VIRGINIA | 14 | 0 | 14 | 0 | 14 |
| WYOMING | 30 | 0 | 30 | 4 | 26 |

| WELL TYPE | CURRENT | +/- | PREVIOUS WEEK | +/- | PREVIOUS YEAR |
|---------------|---------|-----|---------------|-----|---------------|
| Gas | 186 | 3 | 183 | 9 | 177 |
| Miscellaneous | 2 | 0 | 2 | 2 | 0 |
| Oil | 869 | 10 | 859 | 133 | 736 |

| WELLBORE | CURRENT | +/- | PREVIOUS WEEK | +/- | PREVIOUS YEAR |
|-------------|---------|-----|---------------|-----|---------------|
| Directional | 64 | 0 | 64 | -15 | 79 |
| Horizontal | 924 | 12 | 912 | 138 | 786 |
| Vertical | 69 | 1 | 68 | 6 | 63 |

| BASIN | CURRENT | +/- | PREVIOUS WEEK | +/- | PREVIOUS YEAR |
|------------------|---------|-----|---------------|-----|---------------|
| ARDMORE WOODFORD | 2 | 0 | 2 | 0 | 2 |
| ARKOMA WOODFORD | 6 | -1 | 7 | -2 | 8 |
| BARNETT | 2 | -1 | 3 | -5 | 7 |
| CANA WOODFORD | 68 | 0 | 68 | -1 | 69 |
| DJ-NIOBRARA | 25 | 0 | 25 | -5 | 30 |
| EAGLE FORD | 79 | -1 | 80 | 5 | 74 |
| FAYETTEVILLE | 0 | 0 | 0 | -1 | 1 |
| GRANITE WASH | 17 | 1 | 16 | 2 | 15 |
| HAYNESVILLE | 49 | 1 | 48 | 3 | 46 |
| MARCELLUS | 52 | -1 | 53 | 9 | 43 |
| MISSISSIPPIAN | 6 | 0 | 6 | 2 | 4 |
| OTHER | 186 | 9 | 177 | 4 | 182 |
| PERMIAN | 485 | 5 | 480 | 108 | 377 |
| UTICA | 24 | 1 | 23 | -6 | 30 |
| WILLISTON | 56 | 0 | 56 | 4 | 52 |